



AMERICAN CRAFTSMANSHIP AT WORK

ELEVATOR AND ESCALATOR FIXTURES

1.800.736.2120

VISION STATEMENT

Our goal is to honor God by following business ethics that are consistent with Biblical principles to produce and market the highest quality fixtures in the elevator industry.

With the shortest lead times available
At competitive prices

Using the best tooling and process technology available
Utilizing world class manufacturing concepts
To achieve total customer satisfaction



Fixtures Proudly Manufactured in Toccoa, GA USA
Shipped Globally



PRODUCT CATALOG

02

CENTURION SERIES | vandal resistant

04

PERFORMER SERIES | standard fixture line

06

METROPOLIS SERIES GLOBAL | architectural line

08

METROPOLIS SERIES COMMON | architectural line

10

NEMA ENCLOSURES | dust, water, corrosive resistant fixtures

12

CUSTOM DESIGNS | custom designed fixtures

14

SURFACE MOUNT FIXTURES | labor saving fixtures

15

LOBBY PANELS | custom designed lobby panels

16

ESCALATOR SAFETY | start, stop, combination stations

18

ETCHING SAMPLES | etching capabilities

19

MATERIALS | PTL materials and finishes

20

PTL BUTTONS | variety of button choices

CENTURION SERIES®

The industry benchmark for
tough, reliable fixtures

Our unique design makes this series your best choice for fixtures located in vandalism prone areas. Operating with unwavering reliability for decades in colleges, universities, housing authorities, and mass transit hubs, Centurion offers a level of security and service unparalleled in the elevator industry.



AVAILABLE BUTTONS




Please refer to page 20 and 21 for button specifics

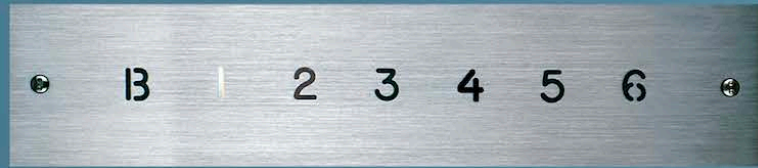
Centurion Position Indicators



Digital PI / Lantern Combo



Multi Light PI / Lantern Combo



Cut Thru PI

Centurion Hall Stations

Lobby




Terminal



Intermediate



Car Lantern



CAR STATION

PERFORMER SERIES

State-of-the-Art technology with
a trusted traditional feel

Premium quality components combine
with a smart, simple look to make these
fixtures true Performers. But don't
be fooled. This series is time-tested
and always stands ready to face the
rigors of high volume use.



AVAILABLE BUTTONS



Please refer to page 21 for button specifics

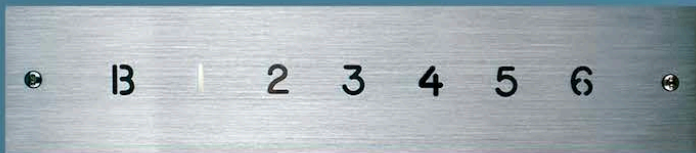
Performer Position Indicators / Lanterns



Digital PI / Lantern Combo



Multi Light PI



Multi Light PI / Lantern Combo



Digital Lantern

Performer Hall Stations


Lobby



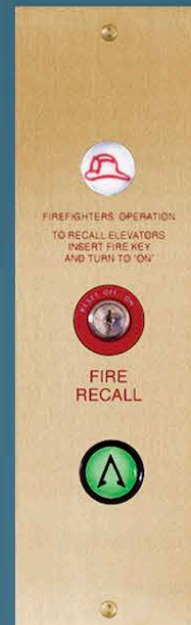
Terminal




Intermediate



Fire Service



Car Lantern



CAR STATION METROPOLIS SERIES GLOBAL[®]

An uncompromised blend
of form and fashion

Conceived for applications where
“ordinary” won’t do, our Metropolis
fixtures offer elegant appeal without
compromising quality of service.
Available in a wide variety of materials
and finishes, this line is the clear choice
when value and style are essential
requirements. Metropolis dresses
any project for success.

* #8 Finish grooves black paint filled only




AVAILABLE BUTTONS




Please refer to page 21 for button specifics

Global Position Indicators



Multi-Light PI / Lantern Combo



Multi-Light PI



Digital Position Indicator



Global Hall Stations

Terminal



Intermediate



Car Lantern



CAR STATION METROPOLIS SERIES COMMONS[®]

An uncompromised blend
of form and function

Conceived for applications where
“ordinary” won’t do, our Metropolis
fixtures offer elegant appeal without
compromising quality of service.
Available in a wide variety of materials
and finishes, this line is the clear choice
when value and style are essential
requirements. Metropolis dresses
any project for success.

* #8 Finish grooves black paint filled only



AVAILABLE BUTTONS



Please refer to page 21 for button specifics

Commons Position Indicators



Multi-Light PI / Lantern Combo




Multi-Light PI




Digital Position Indicator

Commons Hall Stations

Terminal




Intermediate



Fire Service



Car Lantern



CAR STATION

PTL NEMA ENCLOSURES

Dependable operation in
harsh environments


Engineered to meet or exceed NEMA 4, 4X and 12 standards, PTL NEMA enclosures ensure continuous elevator operation by sealing components from the harmful effects of dust and water. For reliable operation in the most challenging conditions trust PTL NEMA enclosures.



AVAILABLE BUTTONS



NEMA PI and Lanterns




Lantern




Multi-light PI

Car Top Inspection and Pit Switch



Hall Stations

Terminal with
Fire Service




Intermediate



Terminal



Intermediate



"Pendant" Hall




CUSTOM DESIGNS

We build custom fixtures that
help build your business

Our engineering experience will transform your custom concepts from good ideas into great products. With over 40 years in the fixture modernization industry we remain unrivaled in solving the most challenging fixture design problems. Give us a call and see how we can make your next project something special.




Pin Braille



Custom PI Designs




Half Moon Position Indicator




Half Moon Position Indicator

Custom Lanterns



Round Lantern
Non-Directional Finish




Performer Soffit
Lantern

SURFACE MOUNT

SURFACE MOUNT

The right fit for
any project

Surface mounting minimizes the time and hassle typically associated with preparing wall surfaces for conventional fixtures. To meet the unique and varied challenges of existing installation conditions, this labor saving series is always the smart choice.






Assembly View



LOBBY PANELS

Custom designed lobby panels

for any buildings



ESCALATOR SAFETY

The only place to stop

for escalator safety

We have been providing standard line and custom escalator safety stations to transit systems around the world since 1992. Constructed for a lifetime of reliability and value, let us retrofit your escalator safety stations to a new standard of excellence.

3.5 Wide Frame Mounting Stations




10ES1F



10ES2FNYCP



10ES3FNYC



10ES2FNYC

2.5 Wide Frame Mounting Stations



10ES1FSL



10ES2FNYSL



10ES2FNYSLP

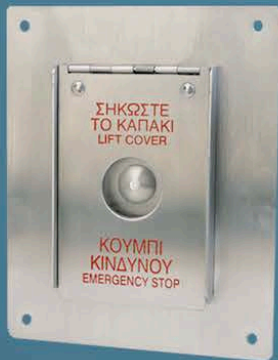


10ES2FNYSL

CUSTOM SAFETY FIXTURES



International
Lantern



Athens Greece
Custom



EB2F - National



High Security


PEDESTAL MOUNT FIXTURES



10EB1P



10ES2PNYC


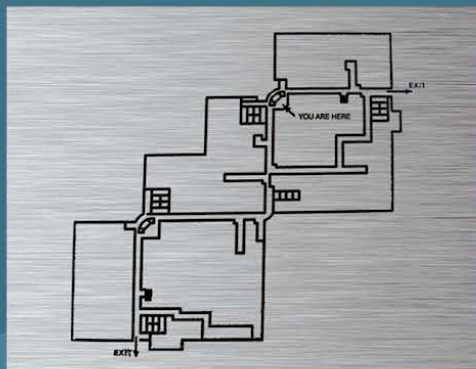


10EB3PNYC

ETCHING SAMPLES

ETCHING SAMPLES

Our etching artisans offer unlimited possibilities for custom logo and signage architecture. From basic layouts to the most intricate designs PTL etching provides sharp, uniform graphics perfectly suited to any project.



MATERIALS & FINISHES

Stainless



#4 Stainless
(#304 Stainless)



Non-directional
Stainless



#8 Stainless
Mirrored


Brass




#4 Brass
(60/40 Naval Brass)



Non-directional
Brass



#8 Brass
Mirrored



Brass Oxidized


Bronze



#4 Bronze
(90/10 Bronze)



Non-directional
Bronze



#8 Bronze
Mirrored

PTL BUTTONS

You pick them.

we install them.




CENTURION
VANDAL RESISTANT
.875" Round 304
Stainless Steel

Center Illuminating




CENTURION
VANDAL RESISTANT
.875" Round 304
Stainless Steel

Center Illuminating
CA Code Compliant



CENTURION
VANDAL RESISTANT
.875" Round Brass

Center Illuminating



PACIFIC RYM
VANDAL RESISTANT
.875" Round 304
Stainless Steel

Center Illuminating
CA Code Compliant




CENTURION
VANDAL RESISTANT
.875" Round 304
Stainless Steel

Center Illuminating
with Accent Groove



VR2 - DHS
VANDAL RESISTANT
1.25 Round
Stainless Steel

Halo Illuminating




VR2 - DCS
VANDAL RESISTANT
1.25 Round
Stainless Steel

Center Illuminating




VR2 - DHB
VANDAL RESISTANT
1.25 Round
Brass

Halo Illuminating



VR2 - DCB
VANDAL RESISTANT
1.25 Round
Brass

Center Illuminating



VR2 - FHS
VANDAL RESISTANT
1.25 Round
Stainless Steel

Halo Illuminating,
Flat Face

California Code
Compliant



VR2 - FCS
VANDAL RESISTANT
1.25 Round
Stainless Steel

Center Illuminating,
Flat Face

California Code
Compliant



VR2 - FHB
VANDAL RESISTANT
1.25 Round Brass

Halo Illuminating,
Flat Face

California Code
Compliant



VR2 - FCB
VANDAL RESISTANT
1.25 Round Brass

Center Illuminating,
Flat Face

California Code
Compliant



VR2 - CHS
VANDAL RESISTANT

1.25 Round
Stainless Steel

Halo Illuminating,
Concave Face

California Code
Compliant



VR2 - CCS
VANDAL RESISTANT

1.25 Round
Stainless Steel

Center Illuminating,
Concave Face

California Code
Compliant



VR2 - CHB
VANDAL RESISTANT

1.25 Round Brass

Halo Illuminating,
Concave Face

California Code
Compliant



VR2 - CCB
VANDAL RESISTANT

1.25 Round Brass

Center Illuminating,
Concave Face


California Code
Compliant



PERFORMER

1" Round Plastic

1.25" Black Halo



PERFORMER

1" Round Plastic

1.25" Black Halo



PERFORMER

1" Round Plastic
Projecting Button

1.25" Black Halo

*California Code
Compliant



SILHOUETTE

1" Round Plastic
w/ Brass Target

1.25" Brass Halo



SILHOUETTE

1" Round Plastic
w/ Stainless Target


1.25" Stainless
Halo



METROPOLIS
COMMONS

1" Stainless Steel
Square Button


1.312" Illuminated
Plastic Halo



METROPOLIS
COMMONS

1" Naval Brass
Square Button


1.312" Illuminated
Plastic Halo



METROPOLIS
GLOBAL

1" Round Plastic,
Stainless Steel
Target

1.25" Plastic Halo



METROPOLIS
GLOBAL

1" Round Plastic,
Naval Brass
Target

1.25" Plastic Halo



METROPOLIS
GLOBAL


1" Round Plastic,
Naval Brass
Target

1.25" Plastic Halo
*California Code
Compliant

TAGS



VR2 Surround Tag



Square Tag




Square Tag
W/ Radius Corners



Round Tag



Surround Tag



1.800.736.2120 | 706.886.2121 | ptlequipment.com
2394 W. Currahee St. Toccoa, Georgia 30577